

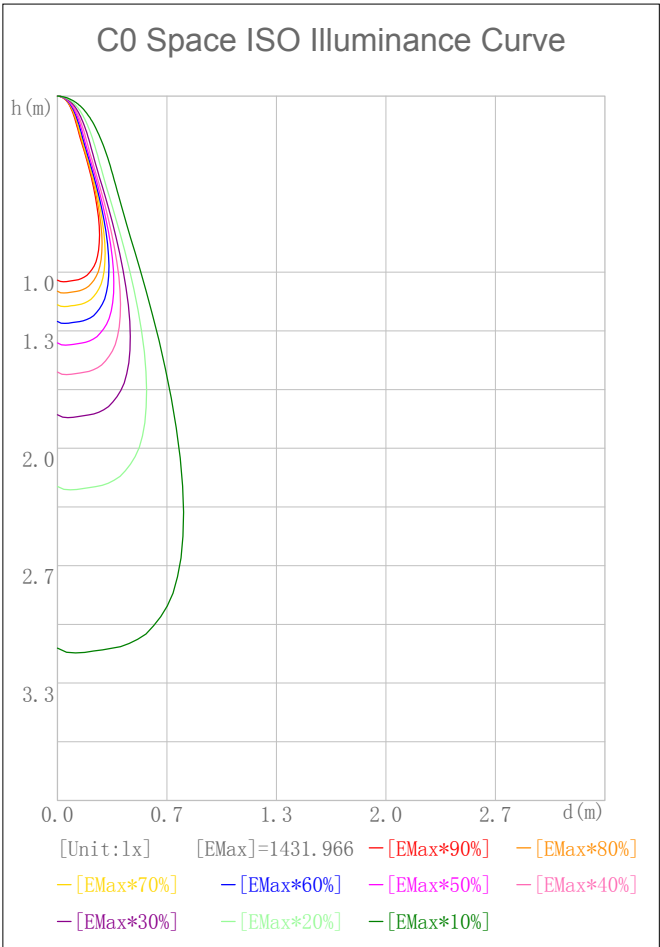
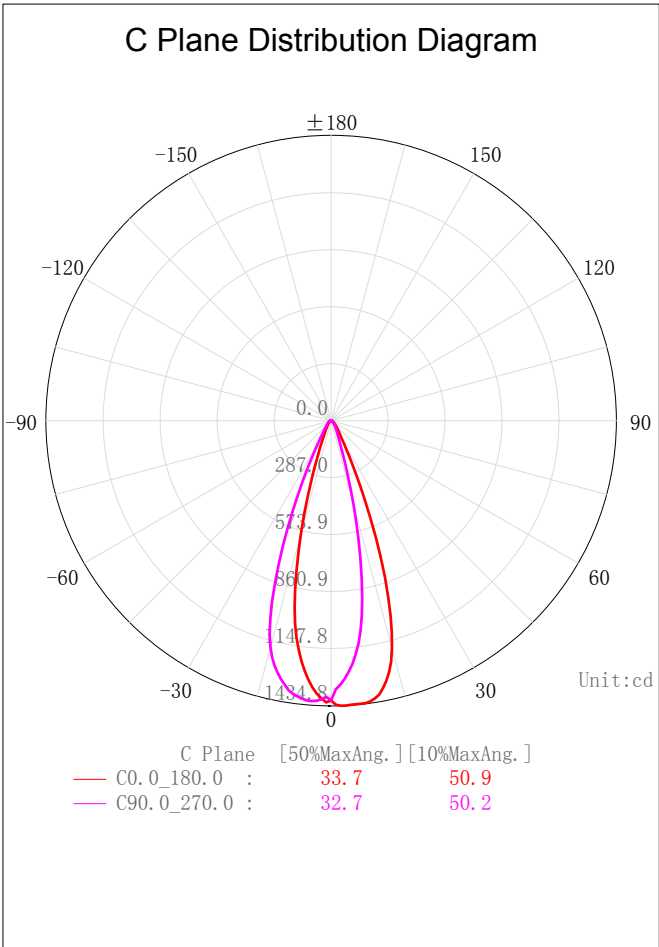
Indoor Luminaire Photometric Data

Description Information

Luminary Name:DL52-06-XX-01 2700K RA90 36D		Lum. Catalog:	Test ID: 01
Lamp Name:		Lamp Catalog: LED	Test Date: 2021/10/25
Manufacture: Shenzhen Norming Lighting Co., Ltd		Shld. Ang(°):	Test Machine:GON-2000
Test Lab: Quality Department		Frequency (Hz):	Lamp CCT (K): Ra:
Lum. Size (W*L*H):0.076m*0.076m*0.000m		Lum. Area (m2):0.005	Lum. W (kg): 0.000
Test System: C, γ	Test Step: C=90.0 γ=1.0	Temp. (°C): 25	Humidity(%): 50.0

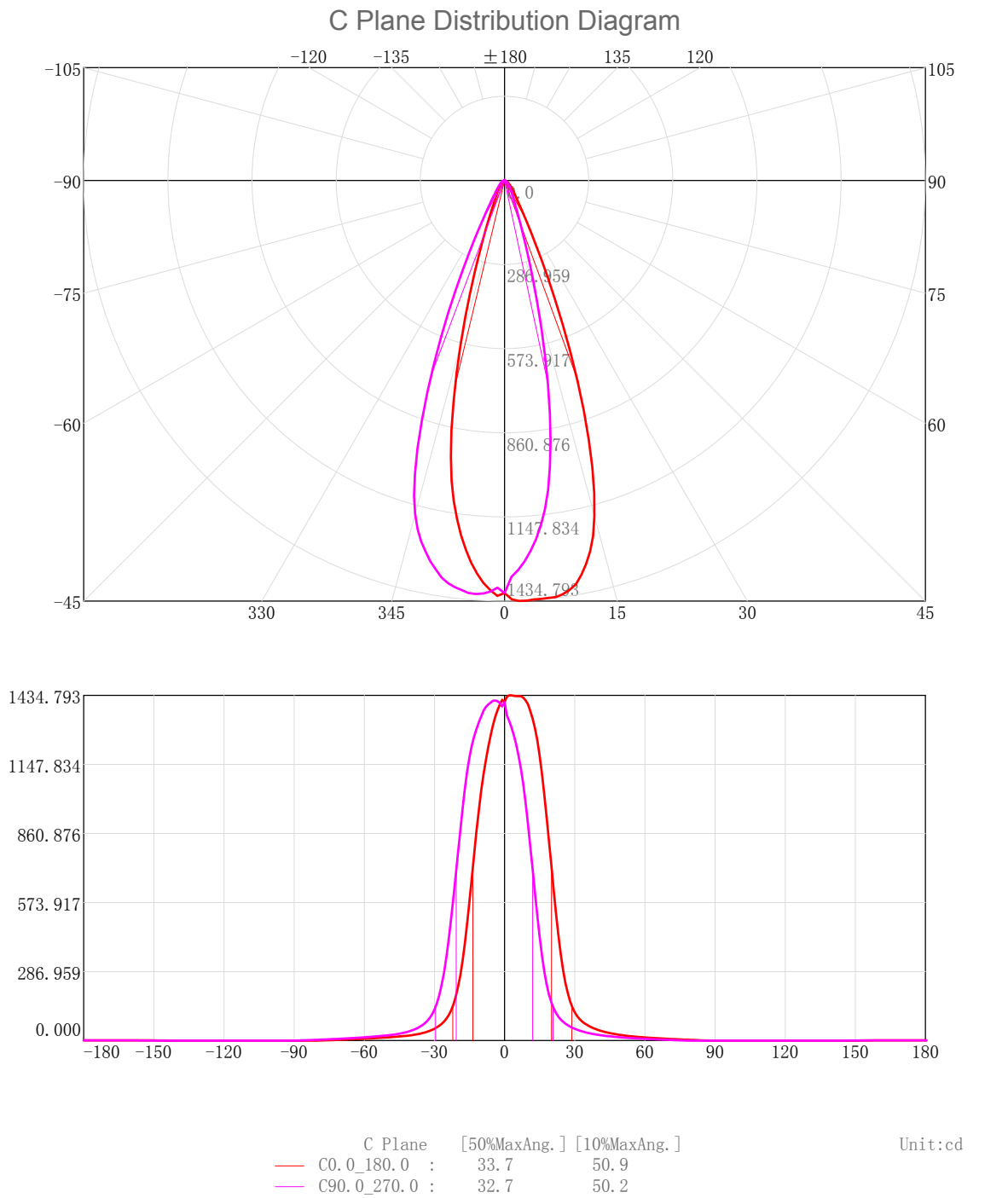
Character Parameter

Lamp Speciality Parameter		Luminaire Speciality Parameter	
Rated Flux(lm): 525.650	Luminary Flux(lm): 525.647	Field Angle(10%Imax): 50.9(°)	
Rated Power(W):	Luminary Efficiency: 100.00%	Down Lumens&Percent: 524.739lm 99.83%	
Rated Voltage(V):	Luminary EER(lm/W): 84.659	Up Lumens&Percent: 0.909lm 0.17%	
Tested Power(W): 6.209	Max. Candela(cd): 1434.793	S/MH: C0_a180=0.577 C90_270=0.556	
Lamps' Inside: 1	Max Cand@Ang. (°): C=0.0 γ=3.0	CIE Type: Semi-Direct	
Tested Electrics (V, A, pf):241.1, 0.030, 0.844	Beam Angle(50%Imax): 33.7(°)	ErP ϕ use(90°): 434.642lm	
Lamp Size (W*L*H):0.076m*0.076m*0.000m	Left=-13.6°, Right=20.1°	IRF(%): 514.665	



2D Plane Light Intensity Distribution Curve

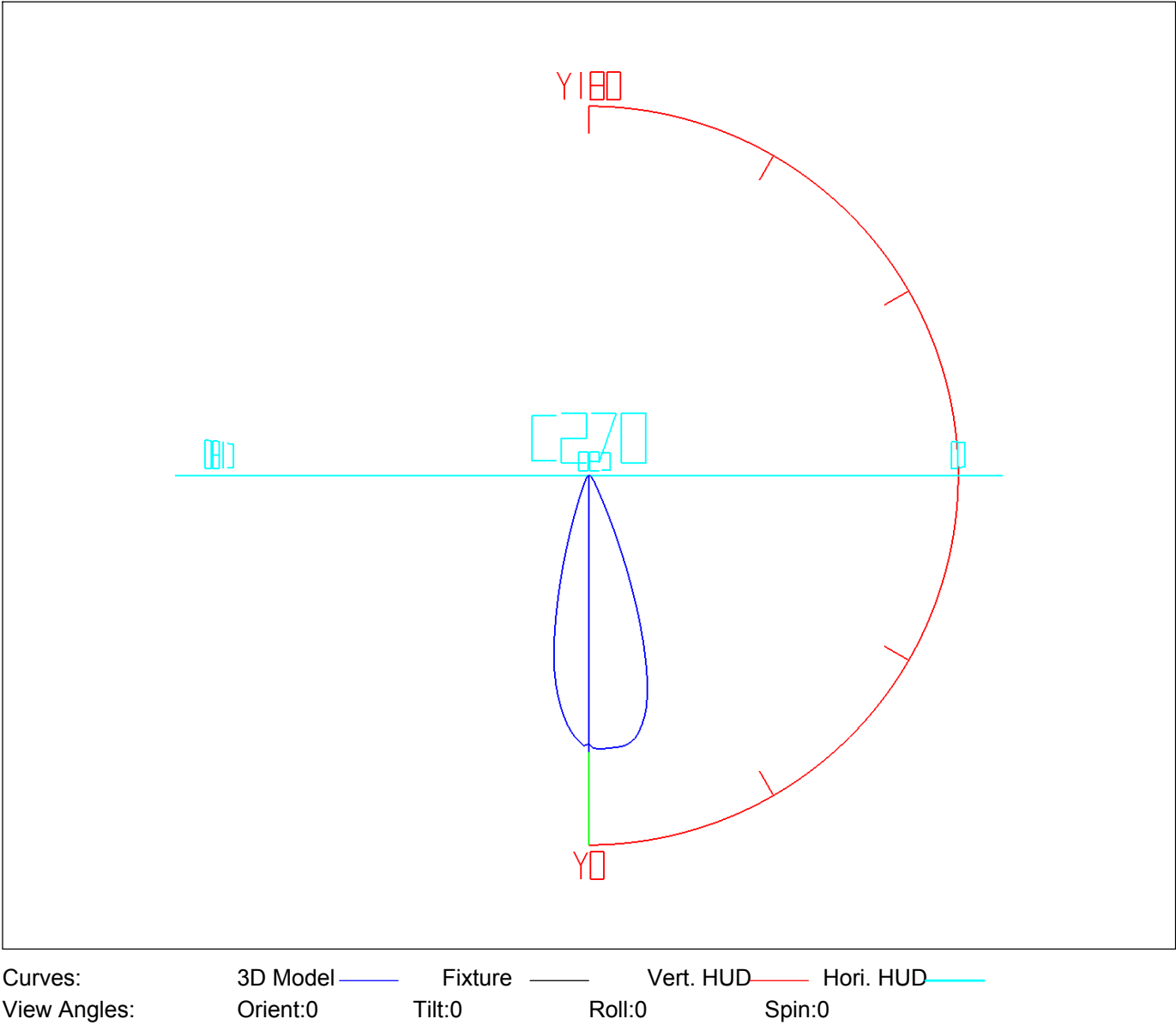
Lum. Name: DL52-06-XX-01 2700K RA90 36D	Lum. Catelog:	Test ID: 01
Lamp Name:	Lamp Catelog: LED	Test Lab: Quality Department
Manufacture: Shenzhen Norming Lighting Co., Ltd	Test Machine:GON-2000	Test Date: 2021/10/25



3D Light Intensity Distribution Modal

Lum. Name: DL52-06-XX-01 2700K RA90 36D	Lum. Catelog:	Test ID: 01
Lamp Name:	Lamp Catelog: LED	Test Lab: Quality Department
Manufacture: Shenzhen Norming Lighting Co., Ltd	Test Machine:GON-2000	Test Date: 2021/10/25

3D Light Intensity Distribution Modal



IES Indoor Report

Photometric Filename:DL52-06-XX-01 2700K RA90 36D.IES

Zonal Flux Tabulation

Zone(γ)	Zone Flux (lm)	Sums Flux (lm)	Zone%Lamp	Sums%Lamp	Zone(γ)	Zone Flux (lm)	Sums Flux (lm)	Zone%Lamp	Sums%Lamp
0.0-1.0	1.34	1.34	0.26	0.26	47.0-48.0	1.67	496.70	0.32	94.49
1.0-2.0	4.00	5.34	0.76	1.02	48.0-49.0	1.61	498.31	0.31	94.80
2.0-3.0	6.63	11.97	1.26	2.28	49.0-50.0	1.54	499.85	0.29	95.09
3.0-4.0	9.19	21.16	1.75	4.02	50.0-51.0	1.49	501.34	0.28	95.38
4.0-5.0	11.66	32.81	2.22	6.24	51.0-52.0	1.43	502.77	0.27	95.65
5.0-6.0	14.01	46.82	2.67	8.91	52.0-53.0	1.38	504.15	0.26	95.91
6.0-7.0	16.23	63.06	3.09	12.00	53.0-54.0	1.33	505.47	0.25	96.16
7.0-8.0	18.28	81.34	3.48	15.47	54.0-55.0	1.28	506.75	0.24	96.40
8.0-9.0	20.11	101.45	3.83	19.30	55.0-56.0	1.23	507.98	0.23	96.64
9.0-10.0	21.65	123.10	4.12	23.42	56.0-57.0	1.18	509.16	0.22	96.86
10.0-11.0	22.86	145.95	4.35	27.77	57.0-58.0	1.13	510.29	0.21	97.08
11.0-12.0	23.70	169.66	4.51	32.28	58.0-59.0	1.08	511.37	0.21	97.28
12.0-13.0	24.20	193.86	4.60	36.88	59.0-60.0	1.03	512.40	0.20	97.48
13.0-14.0	24.37	218.23	4.64	41.52	60.0-61.0	0.99	513.39	0.19	97.67
14.0-15.0	24.17	242.40	4.60	46.11	61.0-62.0	0.94	514.33	0.18	97.85
15.0-16.0	23.60	266.01	4.49	50.61	62.0-63.0	0.90	515.23	0.17	98.02
16.0-17.0	22.69	288.70	4.32	54.92	63.0-64.0	0.85	516.08	0.16	98.18
17.0-18.0	21.49	310.19	4.09	59.01	64.0-65.0	0.81	516.89	0.15	98.33
18.0-19.0	20.06	330.25	3.82	62.83	65.0-66.0	0.76	517.66	0.15	98.48
19.0-20.0	18.45	348.70	3.51	66.34	66.0-67.0	0.72	518.38	0.14	98.62
20.0-21.0	16.73	365.43	3.18	69.52	67.0-68.0	0.68	519.06	0.13	98.75
21.0-22.0	14.97	380.40	2.85	72.37	68.0-69.0	0.64	519.69	0.12	98.87
22.0-23.0	13.25	393.66	2.52	74.89	69.0-70.0	0.59	520.29	0.11	98.98
23.0-24.0	11.60	405.26	2.21	77.10	70.0-71.0	0.55	520.84	0.10	99.08
24.0-25.0	10.06	415.32	1.91	79.01	71.0-72.0	0.51	521.35	0.10	99.18
25.0-26.0	8.68	424.00	1.65	80.66	72.0-73.0	0.47	521.82	0.09	99.27
26.0-27.0	7.49	431.49	1.43	82.09	73.0-74.0	0.43	522.24	0.08	99.35
27.0-28.0	6.50	437.99	1.24	83.32	74.0-75.0	0.39	522.63	0.07	99.43
28.0-29.0	5.68	443.67	1.08	84.40	75.0-76.0	0.35	522.98	0.07	99.49
29.0-30.0	5.02	448.69	0.96	85.36	76.0-77.0	0.31	523.28	0.06	99.55
30.0-31.0	4.50	453.19	0.86	86.22	77.0-78.0	0.26	523.55	0.05	99.60
31.0-32.0	4.08	457.28	0.78	86.99	78.0-79.0	0.22	523.77	0.04	99.64
32.0-33.0	3.74	461.02	0.71	87.70	79.0-80.0	0.19	523.97	0.04	99.68
33.0-34.0	3.46	464.48	0.66	88.36	80.0-81.0	0.17	524.13	0.03	99.71
34.0-35.0	3.22	467.70	0.61	88.97	81.0-82.0	0.14	524.28	0.03	99.74
35.0-36.0	3.01	470.71	0.57	89.55	82.0-83.0	0.12	524.40	0.02	99.76
36.0-37.0	2.83	473.53	0.54	90.09	83.0-84.0	0.10	524.50	0.02	99.78
37.0-38.0	2.67	476.20	0.51	90.59	84.0-85.0	0.08	524.58	0.02	99.80
38.0-39.0	2.52	478.72	0.48	91.07	85.0-86.0	0.06	524.64	0.01	99.81
39.0-40.0	2.39	481.11	0.46	91.53	86.0-87.0	0.04	524.69	0.01	99.82
40.0-41.0	2.27	483.39	0.43	91.96	87.0-88.0	0.03	524.72	0.01	99.82
41.0-42.0	2.17	485.55	0.41	92.37	88.0-89.0	0.02	524.73	0.00	99.83
42.0-43.0	2.07	487.62	0.39	92.77	89.0-90.0	0.01	524.74	0.00	99.83
43.0-44.0	1.97	489.59	0.38	93.14	90.0-91.0	0.00	524.74	0.00	99.83
44.0-45.0	1.89	491.48	0.36	93.50	91.0-92.0	0.00	524.74	0.00	99.83
45.0-46.0	1.81	493.30	0.34	93.84	92.0-93.0	0.00	524.74	0.00	99.83
46.0-47.0	1.74	495.03	0.33	94.18	93.0-94.0	0.00	524.74	0.00	99.83

IES Indoor Report

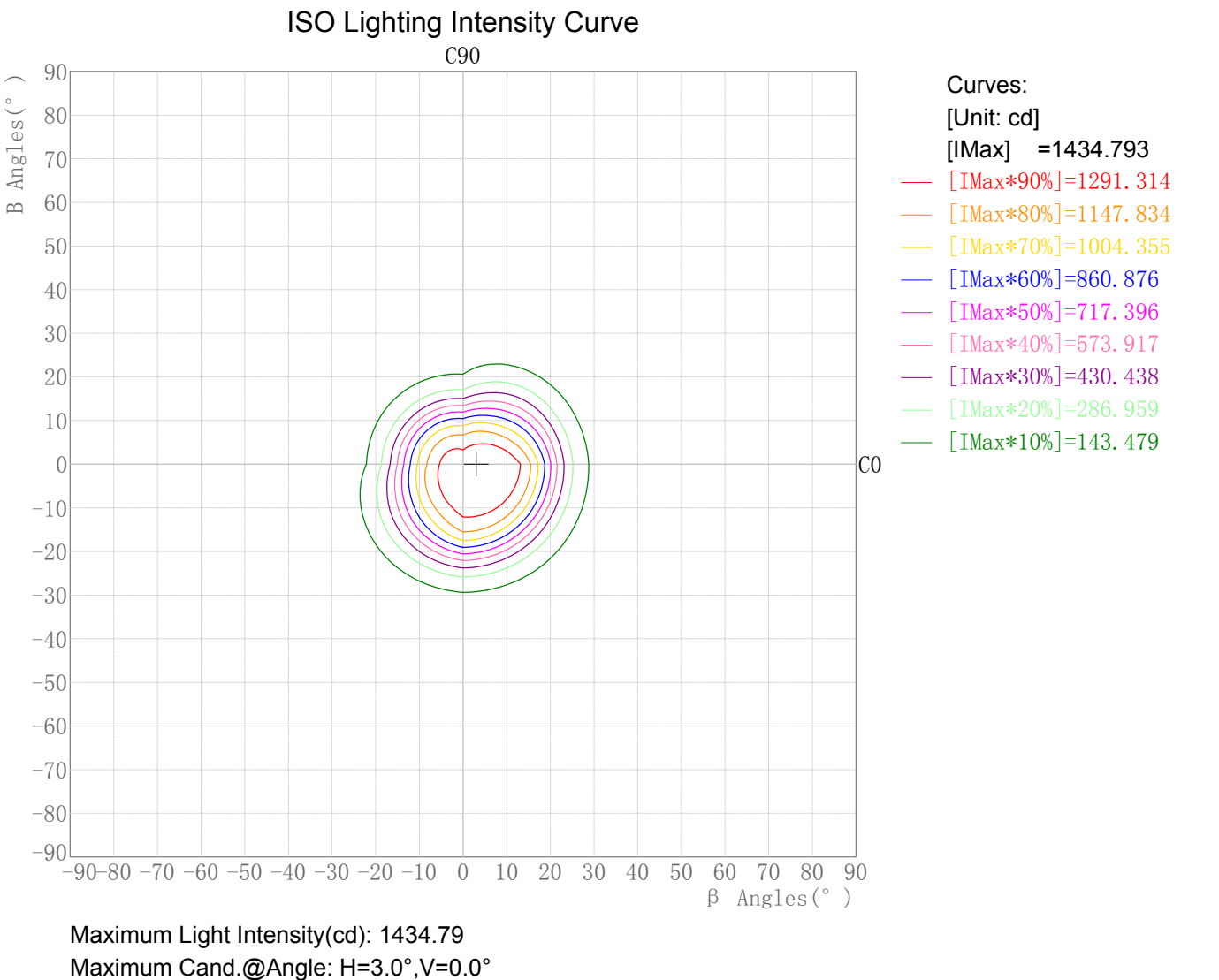
Photometric Filename:DL52-06-XX-01 2700K RA90 36D.IES

Zonal Flux Tabulation - (Cont.)

Zone(γ)	Zone Flux (lm)	Sums Flux (lm)	Zone%Lamp	Sums%Lamp	Zone(γ)	Zone Flux (lm)	Sums Flux (lm)	Zone%Lamp	Sums%Lamp
94.0-95.0	0.00	524.74	0.00	99.83	141.0-142.0	0.00	524.74	0.00	99.83
95.0-96.0	0.00	524.74	0.00	99.83	142.0-143.0	0.00	524.74	0.00	99.83
96.0-97.0	0.00	524.74	0.00	99.83	143.0-144.0	0.01	524.75	0.00	99.83
97.0-98.0	0.00	524.74	0.00	99.83	144.0-145.0	0.01	524.76	0.00	99.83
98.0-99.0	0.00	524.74	0.00	99.83	145.0-146.0	0.01	524.77	0.00	99.83
99.0-100.0	0.00	524.74	0.00	99.83	146.0-147.0	0.01	524.78	0.00	99.83
100.0-101.0	0.00	524.74	0.00	99.83	147.0-148.0	0.02	524.80	0.00	99.84
101.0-102.0	0.00	524.74	0.00	99.83	148.0-149.0	0.02	524.81	0.00	99.84
102.0-103.0	0.00	524.74	0.00	99.83	149.0-150.0	0.02	524.84	0.00	99.85
103.0-104.0	0.00	524.74	0.00	99.83	150.0-151.0	0.03	524.86	0.01	99.85
104.0-105.0	0.00	524.74	0.00	99.83	151.0-152.0	0.03	524.90	0.01	99.86
105.0-106.0	0.00	524.74	0.00	99.83	152.0-153.0	0.03	524.93	0.01	99.86
106.0-107.0	0.00	524.74	0.00	99.83	153.0-154.0	0.04	524.97	0.01	99.87
107.0-108.0	0.00	524.74	0.00	99.83	154.0-155.0	0.04	525.01	0.01	99.88
108.0-109.0	0.00	524.74	0.00	99.83	155.0-156.0	0.04	525.05	0.01	99.89
109.0-110.0	0.00	524.74	0.00	99.83	156.0-157.0	0.04	525.09	0.01	99.89
110.0-111.0	0.00	524.74	0.00	99.83	157.0-158.0	0.04	525.13	0.01	99.90
111.0-112.0	0.00	524.74	0.00	99.83	158.0-159.0	0.04	525.17	0.01	99.91
112.0-113.0	0.00	524.74	0.00	99.83	159.0-160.0	0.04	525.21	0.01	99.92
113.0-114.0	0.00	524.74	0.00	99.83	160.0-161.0	0.04	525.25	0.01	99.92
114.0-115.0	0.00	524.74	0.00	99.83	161.0-162.0	0.04	525.29	0.01	99.93
115.0-116.0	0.00	524.74	0.00	99.83	162.0-163.0	0.04	525.33	0.01	99.94
116.0-117.0	0.00	524.74	0.00	99.83	163.0-164.0	0.04	525.37	0.01	99.95
117.0-118.0	0.00	524.74	0.00	99.83	164.0-165.0	0.03	525.40	0.01	99.95
118.0-119.0	0.00	524.74	0.00	99.83	165.0-166.0	0.03	525.43	0.01	99.96
119.0-120.0	0.00	524.74	0.00	99.83	166.0-167.0	0.03	525.46	0.01	99.96
120.0-121.0	0.00	524.74	0.00	99.83	167.0-168.0	0.03	525.49	0.01	99.97
121.0-122.0	0.00	524.74	0.00	99.83	168.0-169.0	0.02	525.52	0.00	99.97
122.0-123.0	0.00	524.74	0.00	99.83	169.0-170.0	0.02	525.54	0.00	99.98
123.0-124.0	0.00	524.74	0.00	99.83	170.0-171.0	0.02	525.56	0.00	99.98
124.0-125.0	0.00	524.74	0.00	99.83	171.0-172.0	0.02	525.58	0.00	99.99
125.0-126.0	0.00	524.74	0.00	99.83	172.0-173.0	0.02	525.59	0.00	99.99
126.0-127.0	0.00	524.74	0.00	99.83	173.0-174.0	0.01	525.61	0.00	99.99
127.0-128.0	0.00	524.74	0.00	99.83	174.0-175.0	0.01	525.62	0.00	99.99
128.0-129.0	0.00	524.74	0.00	99.83	175.0-176.0	0.01	525.63	0.00	100.00
129.0-130.0	0.00	524.74	0.00	99.83	176.0-177.0	0.01	525.64	0.00	100.00
130.0-131.0	0.00	524.74	0.00	99.83	177.0-178.0	0.01	525.64	0.00	100.00
131.0-132.0	0.00	524.74	0.00	99.83	178.0-179.0	0.00	525.65	0.00	100.00
132.0-133.0	0.00	524.74	0.00	99.83	179.0-180.0	0.00	525.65	0.00	100.00
133.0-134.0	0.00	524.74	0.00	99.83					
134.0-135.0	0.00	524.74	0.00	99.83					
135.0-136.0	0.00	524.74	0.00	99.83					
136.0-137.0	0.00	524.74	0.00	99.83					
137.0-138.0	0.00	524.74	0.00	99.83					
138.0-139.0	0.00	524.74	0.00	99.83					
139.0-140.0	0.00	524.74	0.00	99.83					
140.0-141.0	0.00	524.74	0.00	99.83					

Rectangle ISO Lighting Intensity Diagram

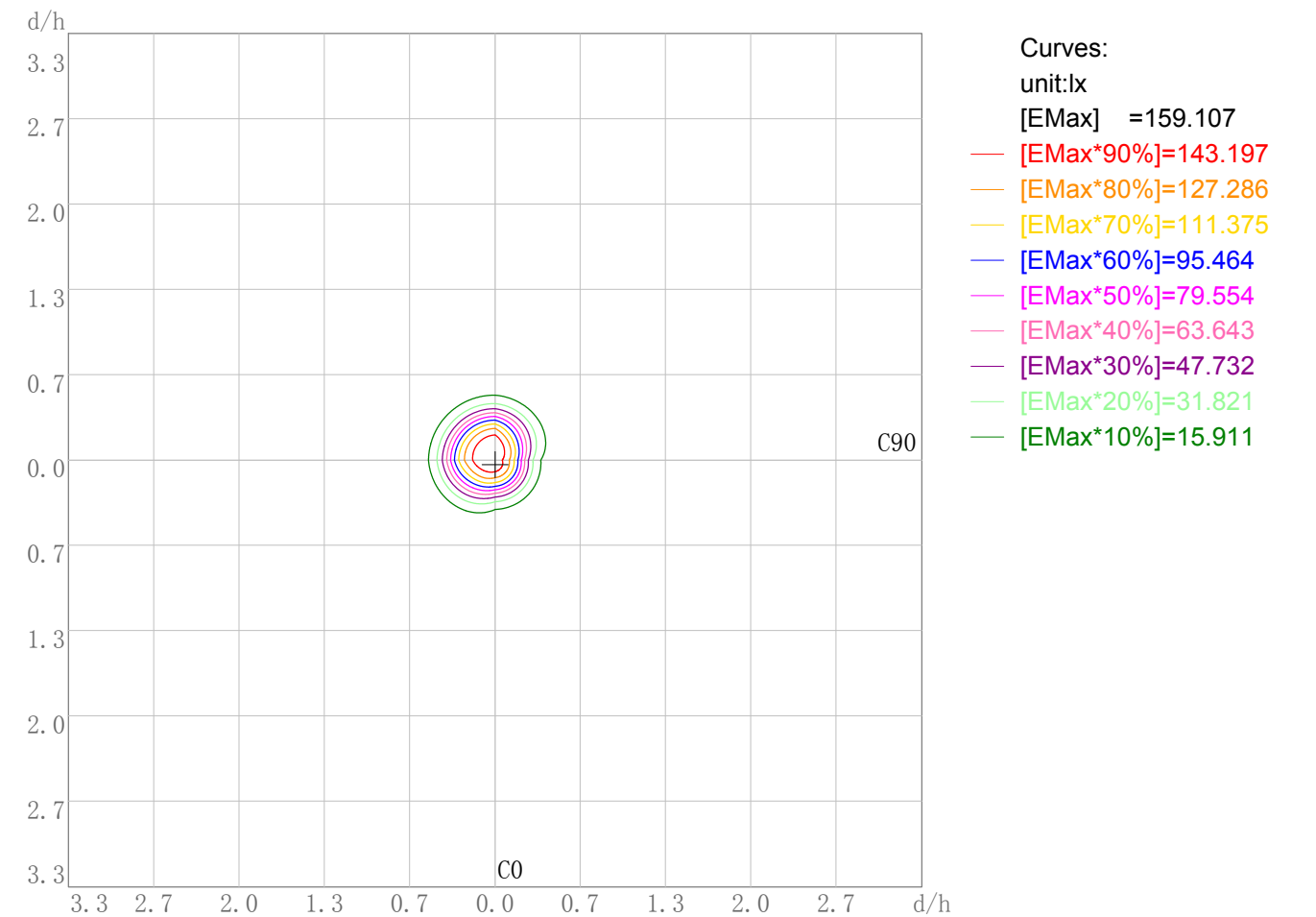
Lum. Name: DL52-06-XX-01 2700K RA90 36D	Lum. Catalog:	Test ID: 01
Lamp Name:	Lamp Catalog: LED	Test Lab: Quality Department
Manufacture: Shenzhen Norming Lighting Co., Ltd	Test Machine:GON-2000	Test Date: 2021/10/25



Plane ISO-Illuminance Diagram

Lum. Name: DL52-06-XX-01 2700K RA90 36D	Lum. Catalog:	Test ID: 01
Lamp Name:	Lamp Catalog: LED	Test Lab: Quality Department
Manufacture: Shenzhen Norming Lighting Co., Ltd	Test Machine:GON-2000	Test Date: 2021/10/25

Plane ISO-Illuminance Curve



Working Plane Luminaire Mounting Height(m): 3.00

Working Plane Maximum Illuminance(lx): 159.11

Working Plane Maximum Illuminance Position(d/h):H0.0 V0.0

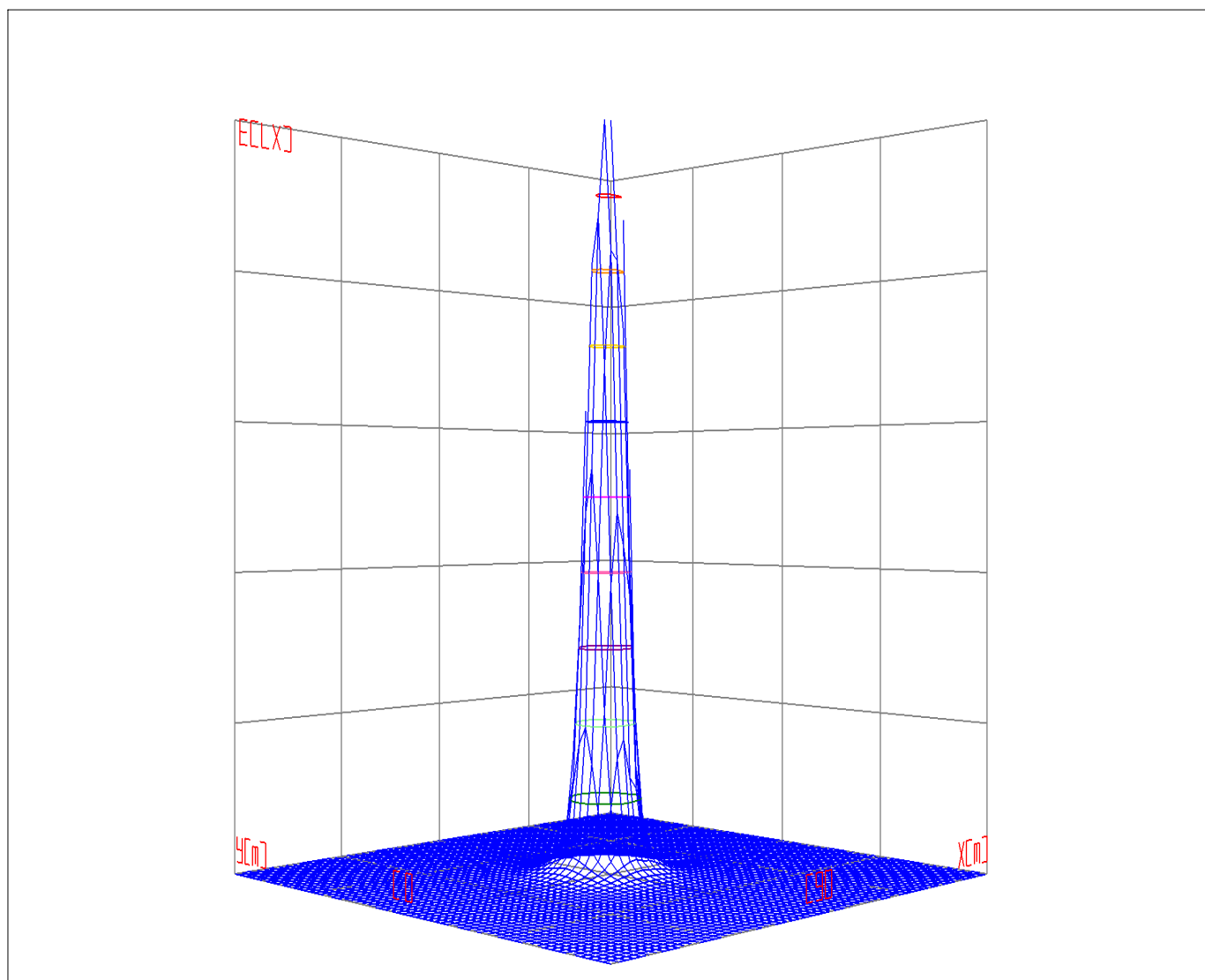
# IES Indoor Report

Photometric Filename:DL52-06-XX-01 2700K RA90 36D.IES

## 3D Plane ISO Illuminance Diagram

Lum. Name: DL52-06-XX-01 2700K RA90 36D	Lum. Catalog:	Test ID: 01
Lamp Name:	Lamp Catalog: LED	Test Lab: Quality Department
Manufacture: Shenzhen Norming Lighting Co., Ltd	Test Machine:GON-2000	Test Date: 2021/10/25

## 3D Plane Illuminance Modal



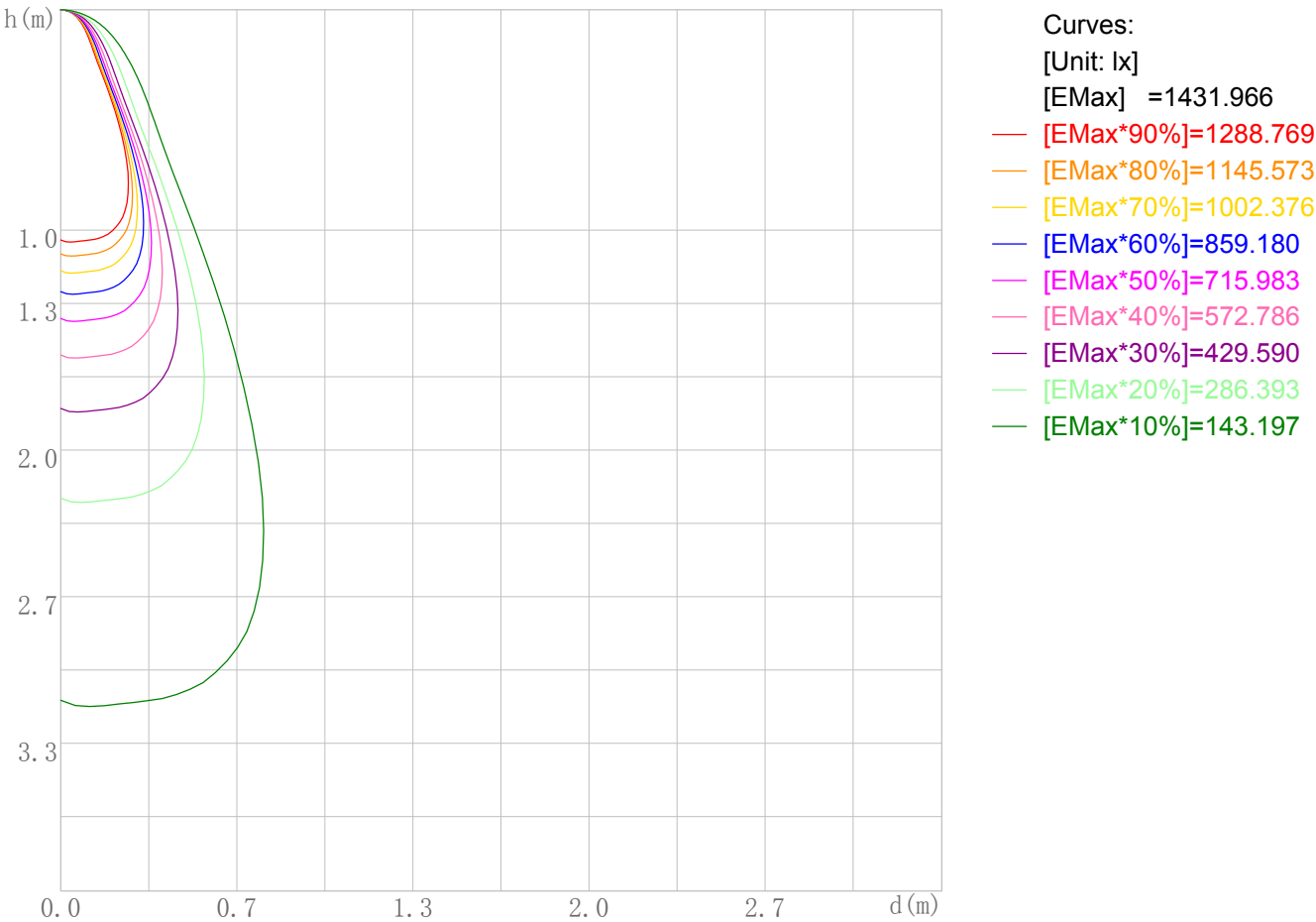
Curves: 3D Model — 90% — 80% — 70% — 60% — 50% — 40% — 30% — 20% — 10% —  
View Angles(deg): 0 Height(m): 3.0 Distance(m): 10.0



Space ISO Illuminance Diagram

Lum. Name: DL52-06-XX-01 2700K RA90 36D	Lum. Catelog:	Test ID: 01
Lamp Name:	Lamp Catelog: LED	Test Lab: Quality Department
Manufacture: Shenzhen Norming Lighting Co., Ltd	Test Machine:GON-2000	Test Date: 2021/10/25

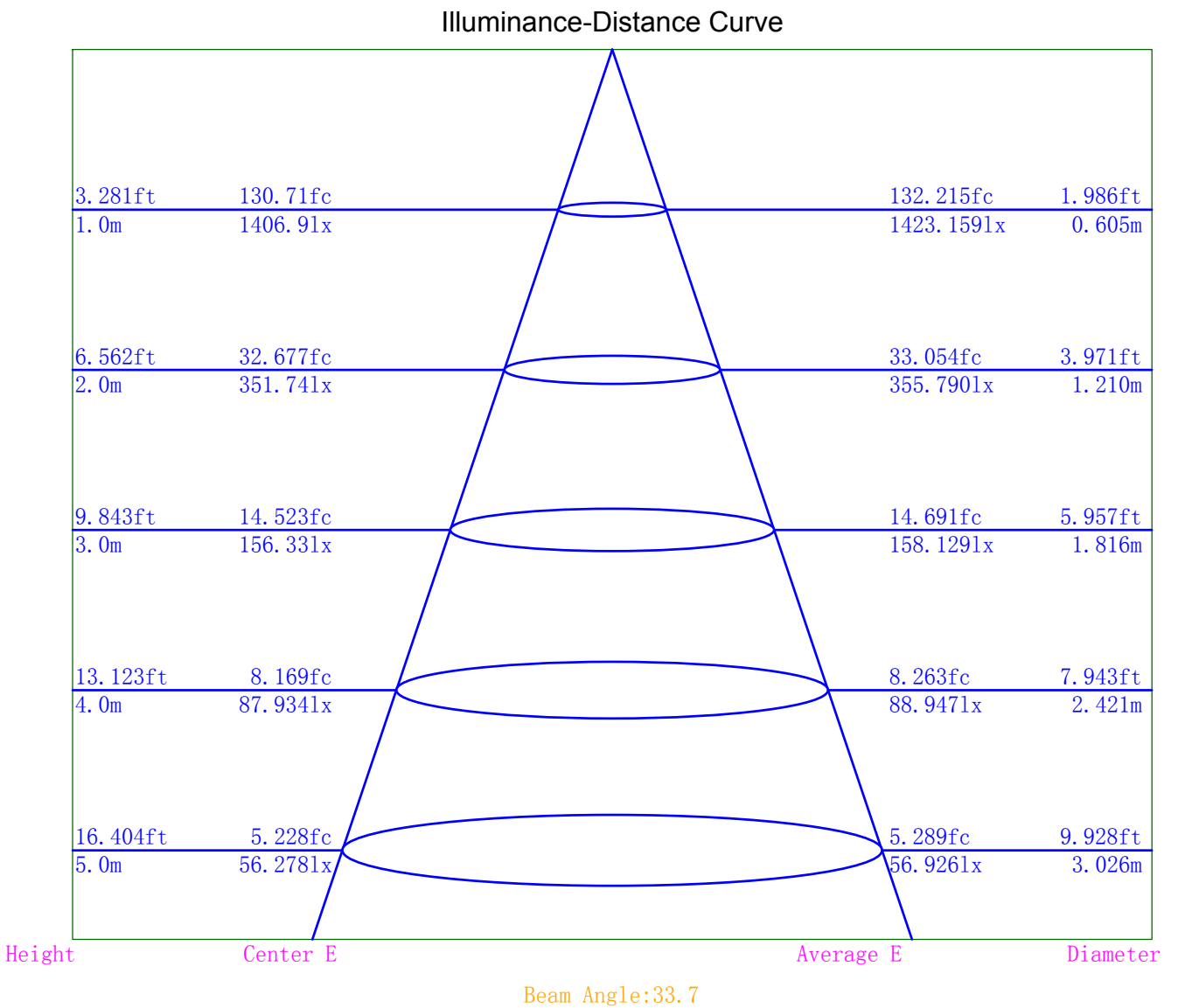
Space ISO Illuminance Curve



Space Plane Maximum Illuminance and @Angle:1431.97lx,2.0deg  
Plane Maximum Lighting Intensity and @Angle:1434.793cd,0deg

Illuminance-Distance Diagram

Lum. Name: DL52-06-XX-01 2700K RA90 36D	Lum. Catelog:	Test ID: 01
Lamp Name:	Lamp Catelog: LED	Test Lab: Quality Department
Manufacture: Shenzhen Norming Lighting Co., Ltd	Test Machine:GON-2000	Test Date: 2021/10/25



Indoor Luminance Limiting Curves

Lum. Name: DL52-06-XX-01 2700K RA90 36D	Lum. Catalog:	Test ID: 01
Lamp Name:	Lamp Catalog: LED	Test Lab: Quality Department
Manufacture: Shenzhen Norming Lighting Co., Ltd	Test Machine:GON-2000	Test Date: 2021/10/25

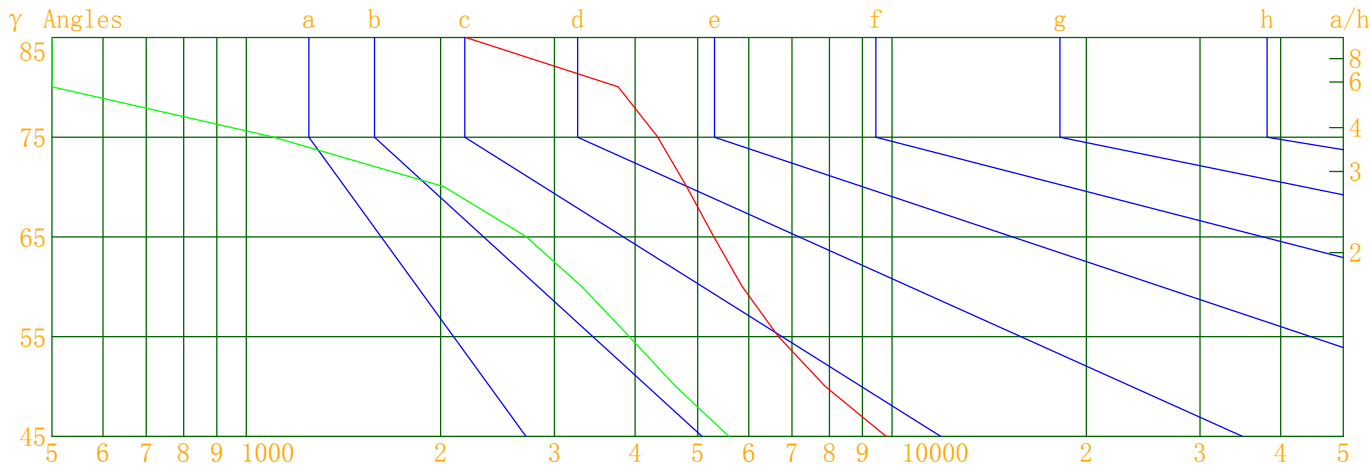
Glare Grade Table

GI	Quality	Using Illuminance							
1.15	A	2000	1000	500	<=300				
1.5	B		2000	1000	500	<=300			
1.85	C			2000	1000	500	<=300		
2.2	D				2000	1000	500	<=300	
2.55	E	a				2000	1000	500	<=300
			b	c	d	e	f	g	h

Luminance Table

Gama(deg)	45	50	55	60	65	70	75	80	85
C0	9794	7884	6668	5860	5294	4808	4333	3766	2188
C90	5590	4624	3916	3309	2712	2023	1096	0	0

Luminance Limiting Curve



Luminous Size:

Length(m)=-0.076

Width(m)=-0.076

Height(m)=0.000

Area(m^2)=0.004536

Luminous Type:

Without Luminous Side

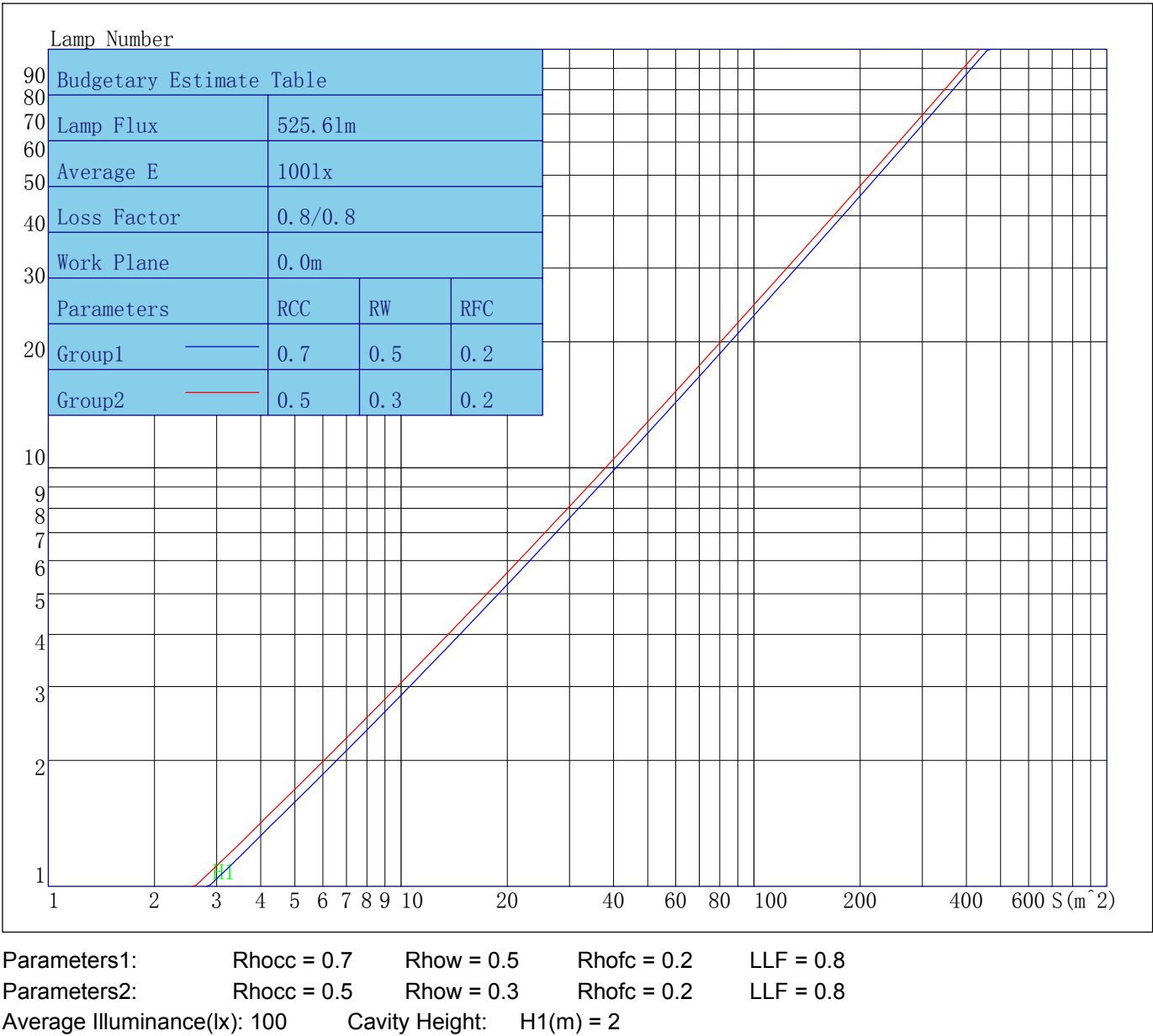
Luminous Curves:

C0-C180 Color: —

C90-C270 Color: —

Indoor Budgetary Estimate Table

Lum. Name: DL52-06-XX-01 2700K RA90 36D	Lum. Catalog:	Test ID: 01
Lamp Name:	Lamp Catalog: LED	Test Lab: Quality Department
Manufacture: Shenzhen Norming Lighting Co., Ltd	Test Machine:GON-2000	Test Date: 2021/10/25



Indoor Coefficient of Utilization Table

Lum. Name: DL52-06-XX-01 2700K RA90 36D	Lum. Catelog:	Test ID: 01
Lamp Name:	Lamp Catelog: LED	Test Lab: Quality Department
Manufacture: Shenzhen Norming Lighting Co., Ltd	Test Machine:GON-2000	Test Date: 2021/10/25

Coefficients of Utilization - Zonal Cavity Method																		
Coef.	Effective Floor Cavity Reflectance RFC=0.20																	
RhoCC (%)	80				70				50			30			10			0
RhoW (%)	70	50	30	10	70	50	30	10	50	30	10	50	30	10	50	30	10	0
RCR	Coefficient of Utilization(%)																	
0	119	119	119	119	116	116	116	116	111	111	111	106	106	106	102	102	102	100
1	114	111	109	107	112	109	107	105	105	104	102	102	100	99	98	97	96	94
2	109	105	101	98	107	103	100	97	100	97	95	97	95	93	94	93	91	89
3	105	99	95	91	103	98	94	91	95	92	89	93	90	88	91	88	86	85
4	101	94	89	86	99	93	89	85	91	87	84	89	86	83	87	84	82	81
5	97	90	85	81	95	89	84	81	87	83	80	85	82	79	84	81	78	77
6	93	86	81	77	92	85	80	77	83	79	76	82	78	76	81	78	75	74
7	90	82	77	73	89	81	77	73	80	76	73	79	75	72	78	75	72	71
8	87	79	74	70	86	78	73	70	77	73	70	76	72	70	75	72	69	68
9	84	76	71	68	83	75	71	67	74	70	67	74	70	67	73	69	67	66
10	81	73	68	65	80	73	68	65	72	68	65	71	67	65	70	67	64	63

Unified Glare Rating Table

Lum. Name: DL52-06-XX-01 2700K RA90 36D	Lum. Catelog:	Test ID: 01
Lamp Name:	Lamp Catalog: LED	Test Lab: Quality Department
Manufacture: Shenzhen Norming Lighting Co., Ltd	Test Machine:GON-2000	Test Date: 2021/10/25

Unified Glare Rating Table

Ceiling RCC	0.70	0.70	0.50	0.50	0.30	0.70	0.70	0.50	0.50	0.30
Wall RW	0.50	0.30	0.50	0.30	0.30	0.50	0.30	0.50	0.30	0.30
Floor RFC	0.20	0.20	0.20	0.20	0.20	0.20	0.20	0.20	0.20	0.20
Room Size	Vewed crosswise					Vewed endwise				
X=2H    Y=2H	14.4	15.6	14.8	15.9	16.3	11.3	12.5	11.6	12.8	13.1
	15.2	16.3	15.6	16.7	17.0	11.7	12.8	12.1	13.2	13.5
	15.6	16.6	16.0	17.0	17.3	11.8	12.8	12.2	13.2	13.6
	15.8	16.8	16.2	17.1	17.5	11.7	12.7	12.1	13.0	13.4
	15.9	16.8	16.3	17.2	17.6	11.6	12.6	12.1	13.0	13.4
	15.9	16.8	16.3	17.1	17.6	11.6	12.5	12.0	12.9	13.3
X=4H    Y=2H	14.6	15.7	15.0	16.0	16.4	11.6	12.7	12.0	13.0	13.4
	15.6	16.5	16.0	16.9	17.3	12.2	13.1	12.7	13.5	13.9
	16.0	16.9	16.5	17.3	17.7	12.3	13.1	12.8	13.6	14.0
	16.4	17.1	16.8	17.6	18.0	12.2	13.0	12.7	13.4	13.9
	16.5	17.2	16.9	17.6	18.1	12.2	12.9	12.6	13.3	13.8
	16.5	17.1	17.0	17.6	18.1	12.1	12.8	12.6	13.2	13.7
X=8H    Y=4H	16.1	16.8	16.6	17.3	17.7	12.4	13.1	12.8	13.5	14.0
	16.5	17.1	17.0	17.6	18.2	12.3	12.9	12.8	13.4	14.0
	16.7	17.2	17.2	17.7	18.2	12.2	12.8	12.7	13.3	13.8
	16.7	17.2	17.2	17.7	18.3	12.2	12.7	12.7	13.2	13.8
X=12H    Y=4H	16.1	16.7	16.6	17.2	17.7	12.3	13.0	12.8	13.5	13.9
	16.5	17.1	17.0	17.6	18.1	12.3	12.8	12.8	13.3	13.9
	16.7	17.2	17.2	17.7	18.3	12.2	12.7	12.7	13.2	13.8
Variations with the objerver position at spacings										
S=1.0H	0.5/-0.6					1.8/-2.2				
S=1.5H	1.0/-1.1					2.4/-4.4				
S=2.0H	1.3/-1.5					2.8/-4.6				
Reduced UGR Table:										
Nordic Standard Table:	BK0					BK0				
Correction Value	1.7					1.0				

o the CIE Pub.117, data has been corrected, refers to the lamp's lumens 8.2flm.

IES Indoor Report

Photometric Filename:DL52-06-XX-01 2700K RA90 36D.IES

---

Candela Tabulation

V/H	C0.0	C90.0	C180.0	C270.0
γ 0.0	1406.95	1406.95	1406.95	1406.95
γ 1.0	1429.12	1351.69	1416.74	1388.89
γ 2.0	1434.59	1328.94	1397.63	1402.92
γ 3.0	1434.79	1301.08	1374.26	1410.56
γ 4.0	1432.33	1266.71	1344.00	1413.39
γ 5.0	1432.18	1228.71	1308.16	1412.33
γ 6.0	1431.67	1182.45	1265.37	1404.26
γ 7.0	1431.50	1129.63	1218.70	1396.81
γ 8.0	1425.09	1066.03	1164.92	1386.40
γ 9.0	1414.23	988.85	1107.07	1371.21
γ 10.0	1398.65	903.18	1039.58	1347.17
γ 11.0	1370.47	808.92	958.48	1323.61
γ 12.0	1337.26	710.95	869.95	1294.37
γ 13.0	1297.62	612.42	772.52	1263.32
γ 14.0	1248.97	519.27	675.22	1225.49
γ 15.0	1183.81	432.28	579.32	1177.77
γ 16.0	1109.14	354.40	487.83	1119.06
γ 17.0	1022.81	288.09	402.89	1044.92
γ 18.0	929.56	234.69	329.77	960.91
γ 19.0	830.91	191.94	267.71	866.80
γ 20.0	728.47	158.99	217.56	770.17
γ 21.0	624.24	133.98	177.32	673.98
γ 22.0	528.04	114.92	146.46	581.26
γ 23.0	439.85	99.92	122.25	493.93
γ 24.0	362.45	88.01	103.93	412.33
γ 25.0	295.83	78.63	89.42	339.36
γ 26.0	241.50	70.70	78.05	277.19
γ 27.0	198.58	64.11	68.75	226.17
γ 28.0	164.15	58.53	61.15	185.16
γ 29.0	137.80	53.57	54.81	153.06
γ 30.0	117.81	49.27	49.40	128.20
γ 31.0	102.80	45.41	44.83	109.36
γ 32.0	90.77	42.03	40.79	94.33
γ 33.0	81.35	38.93	37.30	82.66
γ 34.0	73.42	36.16	34.19	73.19
γ 35.0	66.80	33.70	31.51	65.43
γ 36.0	61.11	31.40	29.14	58.97
γ 37.0	56.20	29.33	27.11	53.55
γ 38.0	51.80	27.43	25.28	48.85
γ 39.0	48.01	25.68	23.74	44.80
γ 40.0	44.46	24.14	22.30	41.24
γ 41.0	41.46	22.70	21.09	38.03
γ 42.0	38.49	21.37	19.99	35.30
γ 43.0	35.94	20.12	19.04	32.84
γ 44.0	33.53	18.99	18.14	30.65
γ 45.0	31.42	17.93	17.31	28.75
γ 46.0	29.41	16.90	16.53	27.09

IES Indoor Report

Photometric Filename:DL52-06-XX-01 2700K RA90 36D.IES

---

Candela Tabulation - (Cont.)

V/H	C0.0	C90.0	C180.0	C270.0
γ 47.0	27.57	15.95	15.79	25.62
γ 48.0	25.93	15.07	15.03	24.29
γ 49.0	24.40	14.24	14.31	23.09
γ 50.0	22.99	13.48	13.64	22.02
γ 51.0	21.69	12.73	12.96	21.01
γ 52.0	20.47	12.06	12.32	20.10
γ 53.0	19.37	11.41	11.70	19.21
γ 54.0	18.33	10.78	11.15	18.41
γ 55.0	17.35	10.19	10.55	17.61
γ 56.0	16.46	9.59	10.02	16.85
γ 57.0	15.57	9.03	9.46	16.11
γ 58.0	14.79	8.51	8.95	15.33
γ 59.0	14.02	8.01	8.42	14.58
γ 60.0	13.29	7.51	7.95	13.85
γ 61.0	12.59	7.01	7.47	13.17
γ 62.0	11.96	6.54	7.01	12.47
γ 63.0	11.32	6.09	6.55	11.82
γ 64.0	10.73	5.64	6.12	11.20
γ 65.0	10.15	5.20	5.68	10.63
γ 66.0	9.58	4.76	5.25	10.07
γ 67.0	9.03	4.34	4.84	9.53
γ 68.0	8.49	3.94	4.43	9.01
γ 69.0	7.98	3.55	4.04	8.49
γ 70.0	7.46	3.14	3.64	7.99
γ 71.0	6.98	2.73	3.24	7.51
γ 72.0	6.50	2.34	2.84	7.04
γ 73.0	6.03	1.97	2.46	6.58
γ 74.0	5.56	1.69	2.11	6.12
γ 75.0	5.09	1.29	1.78	5.68
γ 76.0	4.64	0.90	1.47	5.25
γ 77.0	4.22	0.60	1.14	4.81
γ 78.0	3.77	0.03	0.79	4.36
γ 79.0	3.37	0.00	0.48	3.92
γ 80.0	2.97	0.00	0.14	3.53
γ 81.0	2.57	0.00	0.00	3.15
γ 82.0	2.12	0.00	0.00	2.78
γ 83.0	1.71	0.00	0.00	2.41
γ 84.0	1.32	0.00	0.00	2.05
γ 85.0	0.87	0.00	0.00	1.68
γ 86.0	0.56	0.00	0.00	1.36
γ 87.0	0.38	0.00	0.00	0.98
γ 88.0	0.17	0.00	0.00	0.63
γ 89.0	0.00	0.00	0.00	0.37
γ 90.0	0.00	0.00	0.00	0.00
γ 91.0	0.00	0.00	0.00	0.00
γ 92.0	0.00	0.00	0.00	0.00
γ 93.0	0.00	0.00	0.00	0.00

---



Candela Tabulation - (Cont.)

V/H	C0.0	C90.0	C180.0	C270.0
γ 94.0	0.00	0.00	0.00	0.00
γ 95.0	0.00	0.00	0.00	0.00
γ 96.0	0.00	0.00	0.00	0.00
γ 97.0	0.00	0.00	0.00	0.00
γ 98.0	0.00	0.00	0.00	0.00
γ 99.0	0.00	0.00	0.00	0.00
γ 100.0	0.00	0.00	0.00	0.00
γ 101.0	0.00	0.00	0.00	0.00
γ 102.0	0.00	0.00	0.00	0.00
γ 103.0	0.00	0.00	0.00	0.00
γ 104.0	0.00	0.00	0.00	0.00
γ 105.0	0.00	0.00	0.00	0.00
γ 106.0	0.00	0.00	0.00	0.00
γ 107.0	0.00	0.00	0.00	0.00
γ 108.0	0.00	0.00	0.00	0.00
γ 109.0	0.00	0.00	0.00	0.00
γ 110.0	0.00	0.00	0.00	0.00
γ 111.0	0.00	0.00	0.00	0.00
γ 112.0	0.00	0.00	0.00	0.00
γ 113.0	0.00	0.00	0.00	0.00
γ 114.0	0.00	0.00	0.00	0.00
γ 115.0	0.00	0.00	0.00	0.00
γ 116.0	0.00	0.00	0.00	0.00
γ 117.0	0.00	0.00	0.00	0.00
γ 118.0	0.00	0.00	0.00	0.00
γ 119.0	0.00	0.00	0.00	0.00
γ 120.0	0.00	0.00	0.00	0.00
γ 121.0	0.00	0.00	0.00	0.00
γ 122.0	0.00	0.00	0.00	0.00
γ 123.0	0.00	0.00	0.00	0.00
γ 124.0	0.00	0.00	0.00	0.00
γ 125.0	0.00	0.00	0.00	0.00
γ 126.0	0.00	0.00	0.00	0.00
γ 127.0	0.00	0.00	0.00	0.00
γ 128.0	0.00	0.00	0.00	0.00
γ 129.0	0.00	0.00	0.00	0.00
γ 130.0	0.00	0.00	0.00	0.00
γ 131.0	0.00	0.00	0.00	0.00
γ 132.0	0.00	0.00	0.00	0.00
γ 133.0	0.00	0.00	0.00	0.00
γ 134.0	0.00	0.00	0.00	0.00
γ 135.0	0.00	0.00	0.00	0.00
γ 136.0	0.00	0.00	0.00	0.00
γ 137.0	0.00	0.00	0.00	0.00
γ 138.0	0.00	0.00	0.00	0.00
γ 139.0	0.00	0.00	0.00	0.00
γ 140.0	0.00	0.00	0.00	0.00

---

Candela Tabulation - (Cont.)

V/H	C0.0	C90.0	C180.0	C270.0
γ 141.0	0.00	0.00	0.00	0.00
γ 142.0	0.00	0.00	0.10	0.00
γ 143.0	0.00	0.00	0.22	0.00
γ 144.0	0.00	0.08	0.33	0.00
γ 145.0	0.00	0.17	0.43	0.00
γ 146.0	0.00	0.28	0.53	0.00
γ 147.0	0.00	0.36	0.63	0.00
γ 148.0	0.00	0.44	0.73	0.00
γ 149.0	0.00	0.53	0.82	0.11
γ 150.0	0.10	0.62	0.90	0.21
γ 151.0	0.20	0.70	0.99	0.32
γ 152.0	0.31	0.76	1.05	0.41
γ 153.0	0.41	0.83	1.13	0.51
γ 154.0	0.50	0.87	1.18	0.61
γ 155.0	0.60	0.92	1.22	0.70
γ 156.0	0.70	0.95	1.26	0.80
γ 157.0	0.77	0.98	1.29	0.88
γ 158.0	0.86	0.99	1.32	0.96
γ 159.0	0.93	0.99	1.32	1.03
γ 160.0	1.00	0.99	1.32	1.09
γ 161.0	1.05	0.98	1.32	1.16
γ 162.0	1.10	0.97	1.30	1.21
γ 163.0	1.14	0.95	1.28	1.25
γ 164.0	1.17	0.94	1.25	1.27
γ 165.0	1.19	0.92	1.23	1.29
γ 166.0	1.20	0.92	1.21	1.30
γ 167.0	1.21	0.93	1.17	1.30
γ 168.0	1.22	0.93	1.15	1.29
γ 169.0	1.21	0.94	1.13	1.26
γ 170.0	1.21	0.95	1.13	1.26
γ 171.0	1.20	0.98	1.11	1.23
γ 172.0	1.19	0.99	1.12	1.22
γ 173.0	1.18	1.01	1.12	1.20
γ 174.0	1.20	1.06	1.12	1.18
γ 175.0	1.20	1.09	1.13	1.18
γ 176.0	1.20	1.10	1.14	1.17
γ 177.0	1.21	1.12	1.15	1.18
γ 178.0	1.21	1.13	1.16	1.20
γ 179.0	1.20	1.13	1.18	1.21
γ 180.0	1.18	1.18	1.18	1.18